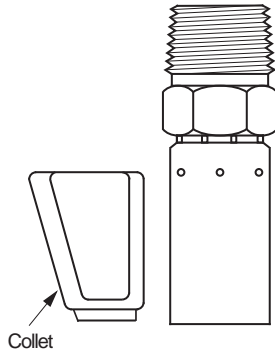
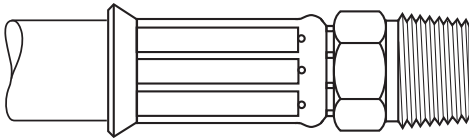


Coll-O-Crimp

'U' Series

To determine the correct length of hose, subtract the cut-off factor for each end fitting from the overall length of assembly.


Hose End 'U' Series



Note:

Refer to current price list for availability of cataloged items. Configurations and dimensions subject to change without notice.

Ordering Information: Order individually by part number. O-rings not supplied with flange hose ends. Order o-rings by catalog number; reference individual listings for details. For split flange kits, refer to pages L-89-92.

 Refer to important safety information on pages A-2-3.

Application: General purpose low, medium, and high pressure hydraulic.

Compatible Hose: H017, H039, H104, H114, H115, H145, H146, H245, H324, H325, H350, H425, H545, H900, H1812, H0105, H0106, H116, H1981, H1982, H9949, H1776, H1777, H1571, H6002 (-8 & -20)

Pressure: Determined by maximum operating pressure for hose size and hose end configuration whichever is lesser. See pages A-15-16 for operating pressure ratings for hose end configurations.

Material: Low Carbon Steel

Plating: Zinc; Clear Trivalent Chromate

Advantages:

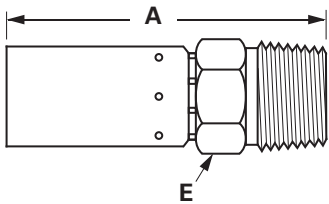
Wide selection of hose and end configurations allowing a diverse number of applications. An ideal series to introduce hydraulics.

Assemble With:

T-400-1, T-410-1, T-420-1, T-440, T-460, T-462, T-465, T-480, ET1000, ET4000, and ET4001.

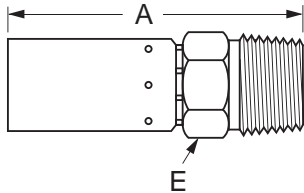
Label Set: FS-1100

Male Pipe Rigid



Hose I.D.	Pipe Size	Part Number	Thread Size	A	Hose Cut-Off Factor	Hole Dia.	Hex E
1/4	1/8	04U-102	1/8-27	2.31	.75	.16	9/16
1/4	1/4	04U-104	1/4-18	2.49	.94	.16	9/16
1/4	3/8	04U-106	3/8-18	2.52	1.00	.16	11/16
1/4	1/2	04U-108	1/2-14	2.77	1.06	.16	7/8
3/8	1/4	06U-104	1/4-18	2.52	1.00	.25	11/16
3/8	3/8	06U-106	3/8-18	2.52	1.00	.25	11/16
3/8	1/2	06U-108	1/2-14	2.77	1.25	.25	7/8
1/2	1/4	08U-104	1/4-18	2.56	.88	.28	13/16
1/2	3/8	08U-106	3/8-18	2.57	1.14	.36	3/4
1/2	1/2	08U-108	1/2-14	2.75	1.31	.36	13/16
1/2	3/4	08U-112	3/4-14	2.83	1.28	.36	1-1/16
5/8	3/8	10U-106	3/8-18	3.12	1.13	.48	15/16
5/8	1/2	10U-108	1/2-14	3.31	1.38	.48	15/16
5/8	3/4	10U-112	3/4-14	3.31	1.30	.48	1-1/16
3/4	1/2	12U-108	1/2-14	3.62	1.44	.61	1
3/4	3/4	12U-112	3/4-14	3.61	1.44	.61	1-1/16
3/4	1	12U-116	1-11-1/2	3.84	1.69	.61	1-3/8
1	3/4	16U-112	3/4-14	4.23	1.88	.81	1-1/4
1	1	16U-116	1-11-1/2	3.90	1.69	.81	1-3/8
1-1/4	1-1/4	20U-120	1-1/4-11-1/2	4.61	2.31	1.02	1-11/16

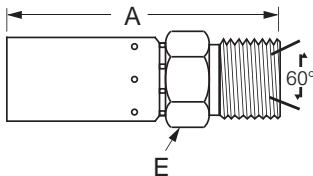
British Standard Tapered Male Pipe (BSPT/JIS) Rigid



Hose I.D.	BSPT Pipe Size	Part Number	Thread Size	A	Hose Cut-Off Factor	Hole Dia.	Hex E
1/4	1/4	04U-154	R-1/4-19*	2.51	1.00	.16	3/4
3/8	3/8	06U-156	R-3/8-19*	2.54	1.06	.25	11/16
1/2	1/2	08U-158	R-1/2-14*	2.78	1.31	.36	7/8
3/4	3/4	12U-162	R-3/4-14*	3.62	1.44	.61	1-1/8
1	1	16U-166	R-1-11*	4.23	2.00	.81	1-3/8

*R as part of thread size is ISO designation for tapered thread.

British Standard 60° (BSPP) Cone Male Pipe Rigid

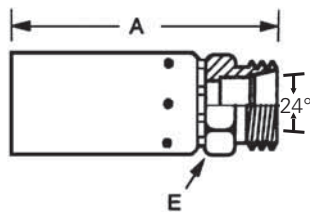


Hose I.D.	BSPT Pipe Size	Part Number	Thread Size	A	Hose Cut-Off Factor	Hole Dia.	Hex E
1/4	1/4	04U-P54	G-1/4-19**	2.38	.88	.16	11/16
3/8	3/8	06U-P56	G-3/8-19**	2.48	.94	.25	3/4
3/8	1/2	06U-P58	G-1/2-14**	2.62	1.06	.25	1
1/2	3/8	08U-P56	G-3/8-19**	2.54	1.13	.32	13/16
1/2	1/2	08U-P58	G-1/2-14**	2.62	1.19	.36	1
5/8	5/8	10U-P60	G-5/8-14**	3.25	1.31	.48	1-1/8
3/4	3/4	12U-P62	G-3/4-14**	3.65	1.50	.61	1-1/8
1	1	16U-P66	G-1-11**	3.91	1.69	.81	1-3/8
1-1/4	1-1/4	20U-P67	G-1-1/4-11**	4.41	2.13	1.02	1-3/4

**G as part of thread size is ISO designation for parallel thread.

Male DIN 24° Seat

I. Rh. (Light)



Hose I.D.	Tube Size (mm)	Part Number	Thread Size	A	Hose Cut-Off Factor	Hole Dia.	Hex E
1/4	8	04U-08A	M14x1.5	2.27	.81	.16	9/16
1/4	10	04U-10A	M16x1.5	2.36	.88	.16	11/16
3/8	10	06U-10A	M16x1.5	2.36	.94	.25	11/16
3/8	12	06U-12A	M18x1.5	2.36	.94	.25	3/4
1/2	15	08U-15A	M22x1.5	2.42	1.00	.36	7/8
5/8	18	10U-18A	M26x1.5	2.99	1.06	.48	1-1/16
3/4	22	12U-22A	M30x2.0	3.45	1.31	.61	1-1/4
1	28	16U-28A	M36x2.0	3.73	1.50	.81	1-1/2

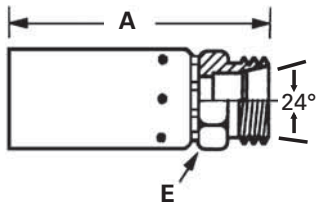
Coll-O-Crimp

'U' Series

To determine the correct length of hose, subtract the cut-off factor for each end fitting from the overall length of assembly.

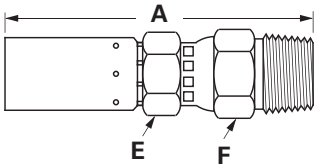
Male DIN 24° Seat

s. Rh. (Heavy)



Hose I.D.	Tube Size (mm)	Part Number	Thread Size	A	Hose Cut-Off Factor	Hole Dia.	Hex E
1/4	8	04U-08F	M16x1.5	2.39	.88	.16	11/16
1/4	10	04U-10F	M18x1.5	2.40	.88	.16	3/4
3/8	10	06U-10F	M18x1.5	2.40	.94	.25	3/4
3/8	12	06U-12F	M20x1.5	2.42	1.00	.25	13/16
3/8	14	06U-14F	M22x1.5	2.50	1.06	.25	7/8
1/2	16	08U-16F	M24x1.5	2.57	1.13	.36	1
5/8	20	10U-20F	M30x2	3.21	1.28	.48	1-1/4
3/4	20	12U-20F	M30x2	3.53	1.38	.61	1-1/4
3/4	25	12U-25F	M36x2	3.71	1.56	.61	1-1/2
1	30	16U-30F	M42x2	3.98	1.75	.81	1-11/16

Male Pipe Swivel



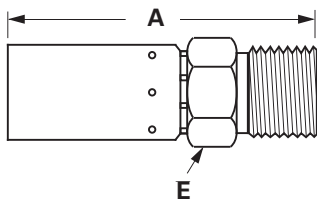
Hose I.D.	Tube Size (mm)	Part Number	Thread Size	A	Hose Cut-Off Factor	Hole Dia.	Hex E	Hex F
1/4	1/4	04U-J04	1/4-18	3.38	1.88	.16	5/8	13/16
3/8	1/4	06U-J04	1/4-18	3.40	1.94	.25	11/16	13/16
3/8	3/8	06U-J06	3/8-18	3.38	1.94	.25	11/16	7/8
3/8	1/2	06U-J08	1/2-14	3.60	2.13	.25	3/4	7/8
1/2	3/8	08U-J06	3/8-18	3.45	2.00	.36	13/16	7/8
1/2	1/2	08U-J08	1/2-14	3.60	2.19	.36	13/16	7/8
3/4	3/4	12U-J12	3/4-14	4.73	2.56	.61	1	1-1/4
1	1	16U-J16	1-11-1/2	4.83	2.63	.80	1-1/4	1-3/8

Note:

Swivel for installation purposes only. (Not for temperatures above 212°F.)

Hose Ends - Crimp

FOR-SEAL Male Rigid



Hose I.D.	Tube Size	Part Number	Thread Size	O-Ring	A	Hose Cut-Off Factor	Hole Dia.	Hex E
1/4	1/4	04U-E64	9/16-18	4629x4	2.34	.88	.16	5/8
3/8	3/8	06U-E66	11/16-16	4629x6	2.43	1.00	.25	13/16
3/8	1/2	06U-E68	13/16-16	4629x8	2.54	1.13	.38	7/8
3/8	5/8	06U-E70	1-14	4629x10	2.70	1.27	.25	1-1/16
1/2	1/2	08U-E68	13/16-16	4629x8	2.54	1.13	.36	7/8
1/2	5/8	08U-E70	1-14	4629x10	2.78	1.35	.36	1-1/16
1/2	3/4	08U-E72	1-3/16-12	4629x12	2.76	1.31	.36	1-1/4
5/8	5/8	10U-E70	1-14	4629x10	3.20	1.25	.48	1-1/16
5/8	3/4	10U-E72	1-3/16-12	4629x12	3.45	1.50	.48	1-1/4
3/4	3/4	12U-E72	1-3/16-12	4629x12	3.58	1.44	.61	1-1/4
3/4	1	12U-E76	1-7/16-12	4629x16	3.60	1.44	.61	1-1/2
1	1	16U-E76	1-7/16-12	4629x16	3.73	1.50	.81	1-1/2
1-1/4	1-1/4	20U-E80	1-11/16-12	4629x20	4.10	1.81	1.02	1-3/4

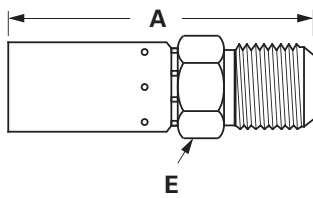
Does not include o-ring. See page L-34 for o-rings.

Coll-O-Crimp

'U' Series

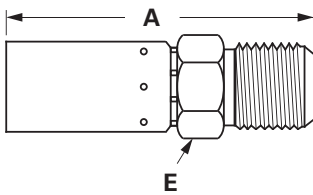
To determine the correct length of hose, subtract the cut-off factor for each end fitting from the overall length of assembly.

JIC 37° Male Rigid



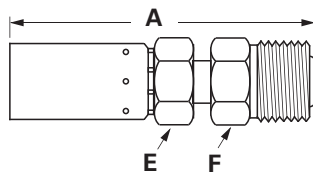
Hose I.D.	Tube Size	Part Number	Thread Size	A	Hose Cut-Off Factor	Hole Dia.	Hex E
1/4	1/4	04U-504	7/16-20	2.48	1.00	.16	1/2
1/4	5/16	04U-505	1/2-20	2.51	1.00	.16	9/16
1/4	3/8	04U-506	9/16-18	2.55	1.00	.16	5/8
3/8	3/8	06U-506	9/16-18	2.54	1.00	.25	11/16
3/8	1/2	06U-508	3/4-16	2.67	1.25	.25	13/16
3/8	5/8	06U-510	7/8-14	2.83	1.31	.25	15/16
1/2	1/2	08U-508	3/4-16	2.70	1.19	.38	13/16
1/2	5/8	08U-510	7/8-14	2.83	1.31	.36	15/16
1/2	3/4	08U-512	1-1/16-12	2.87	1.44	.36	1-1/8
5/8	1/2	10U-508	3/4-16	3.22	1.31	.39	15/16
5/8	5/8	10U-510	7/8-14	3.32	1.38	.48	15/16
5/8	3/4	10U-512	1-1/16-12	3.42	1.44	.48	1-1/8
3/4	5/8	12U-510	7/8-14	3.64	1.44	.43	1
3/4	3/4	12U-512	1-1/16-12	3.74	1.56	.61	1-1/16
3/4	7/8	12U-514	1-3/16-12	3.81	1.63	.61	1-1/4
3/4	1	12U-516	1-5/16-12	3.81	1.63	.61	1-3/8
1	7/8	16U-514	1-3/16-12	4.18	1.94	.72	1-1/4
1	1	16U-516	1-5/16-12	4.20	2.00	.81	1-3/8
1	1-1/4	16U-520	1-5/8-12	4.02	1.81	.81	1-11/16
1-1/4	1-1/4	20U-520	1-5/8-12	4.60	2.31	1.02	1-11/16

SAE 45° Flare Male Rigid



Hose I.D.	Tube Size	Part Number	Thread Size	A	Hose Cut-Off Factor	Hole Dia.	Hex E
3/8	3/8	06U-306	5/8-18	2.60	1.13	.28	11/16
3/4	3/4	12U-312	1-1/16-14	3.87	1.69	.61	1-1/8

Inverted Male Swivel Straight



Hose I.D.	Tube Size	Part Number	Thread Size	A	Hose Cut-Off Factor	Hole Dia.	Hex E	Hex F
1/4	3/16	04U-B03	3/8-24	3.75	2.25	.12	9/16	3/8
1/4	1/4	04U-B04	7/16-24	3.14	1.69	.16	9/16	7/16
1/4	5/16	04U-B05	1/2-20	3.13	1.63	.21	9/16	1/2
3/8	1/4	06U-B04	7/16-24	3.13	1.69	.16	11/16	7/16
3/8	5/16	06U-B05	1/2-20	3.16	1.75	.21	11/16	1/2
3/8	3/8	06U-B06	5/8-18	3.33	1.94	.24	11/16	5/8
3/8	7/16	06U-B07	11/16-18	3.33	1.94	.24	11/16	11/16
1/2	1/2	08U-B08	3/4-18	3.69	2.25	.33	13/16	3/4
1/2	5/8	08U-B10	7/8-18	3.43	2.00	.33	13/16	7/8

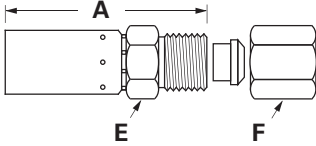


Hose Ends - Crimp

To determine the correct length of hose, subtract the cut-off factor for each end fitting from the overall length of assembly.

Flareless Tube Rigid Ermeto 7000 Series

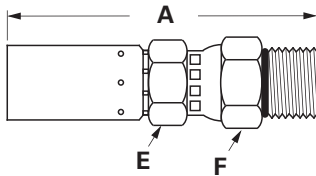
(With Nut and Sleeve)



Hose I.D.	Tube Size	Part Number	Thread Size	A	Hose Cut-Off Factor	Hole Dia.	Hex E	Hex F
1/4	1/4	04U-754	7/16-20	2.38	.94	.16	9/16	9/16
1/4	5/16	04U-755	1/2-20	2.41	.93	.16	11/16	5/8
3/8	1/4	06U-754	7/16-20	2.40	1.00	.20	11/16	9/16
3/8	5/16	06U-755	1/2-20	2.40	1.00	.23	11/16	5/8
3/8	3/8	06U-756	9/16-18	2.42	1.00	.25	11/16	11/16
1/2	1/2	08U-758	3/4-16	2.51	1.13	.36	13/16	7/8
1/2	5/8	08U-760	7/8-14	2.64	1.25	.36	15/16	1
3/4	3/4	12U-762	1-1/16-12	3.55	1.38	.61	1-1/8	1-1/4
1	1	16U-766	1-5/16-12	3.98	1.75	.81	1-3/8	1-1/2
1-1/4	1-1/4	20U-770	1-5/8-12	4.35	2.00	1.02	1-11/16	2

(For replacement ermeto nuts and sleeves, see page L-80.)

Male Straight Thread O-Ring Swivel



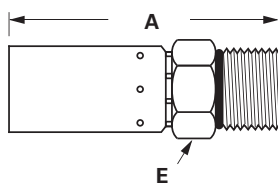
Hose I.D.	Port Size	Part Number	Thread Size	A	Hose Cut-Off Factor	Hole Dia.	Hex E	Hex F
1/4	1/4	04U-R04	7/16-20	3.33	1.81	.16	5/8	13/16
3/8	3/8	06U-R06	9/16-18	3.29	1.86	.25	11/16	7/8
3/8	1/2	06U-R08	3/4-16	3.25	1.75	.25	11/16	7/8
1/2	1/2	08U-R08	3/4-16	3.27	1.81	.36	13/16	7/8
1/2	5/8	08U-R10	7/8-14	3.41	2.00	.36	13/16	1-1/8
1/2	3/4	08U-R12	1-1/16-12	3.57	2.06	.36	13/16	1-1/4
5/8	1/2	10U-R08	3/4-16	3.96	1.88	.42	15/16	1-1/8
3/4	5/8	12U-R10	7/8-14	4.23	2.06	.50	1	1-1/8

(Includes o-ring. for replacement o-ring, see page L-64.)

Note:

Swivel for installation purposes only. (Not for temperatures above 212°F.)

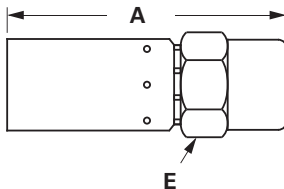
Male Straight Thread O-Ring Rigid



Hose I.D.	Port Size	Part Number	Thread Size	A	Hose Cut-Off Factor	Hole Dia.	Hex E
1/4	1/4	04U-P04	7/16-20	2.29	.81	.16	9/16
1/4	5/16	04U-P05	1/2-20	2.32	.88	.16	5/8
1/4	3/8	04U-P06	9/16-18	2.35	.88	.16	11/16
3/8	3/8	06U-P06	9/16-18	2.35	.94	.25	11/16
3/8	1/2	06U-P08	3/4-16	2.46	1.06	.25	7/8
3/8	5/8	06U-P10	7/8-14	2.57	1.13	.25	1
1/2	1/2	08U-P08	3/4-16	2.46	1.06	.36	7/8
1/2	5/8	08U-P10	7/8-14	2.55	1.13	.36	1
1/2	3/4	08U-P12	1-1/16-12	2.66	1.25	.36	1-1/4
5/8	1/2	10U-P08	3/4-16	3.00	1.13	.48	15/16
5/8	5/8	10U-P10	7/8-14	3.06	1.13	.48	1
5/8	3/4	10U-P12	1-1/16-12	3.15	1.25	.48	1-1/4
3/4	5/8	12U-P10	7/8-14	3.36	1.19	.50	1
3/4	3/4	12U-P12	1-1/16-12	3.49	1.31	.61	1-1/4
3/4	1	12U-P16	1-5/16-12	3.50	1.31	.61	1-1/2
1	1	16U-P16	1-5/16-12	3.63	1.44	.81	1-1/2
1-1/4	1-1/4	20U-P20	1-5/8-12	4.23	1.94	1.02	1-7/8

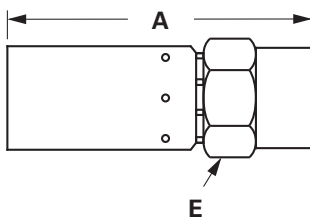
(Includes O-ring. For replacement O-ring, see page L-64.)

Female Grease Tap



Hose I.D.	Part Number	Thread Size	A	Cut-Off Factor	Hose Hole Dia.	Hex E
1/4	04U-C34	.511-27	2.45	.90	.16	3/4
3/8	06U-C36	.511-27	2.44	.90	.25	3/4

Female Pipe Rigid

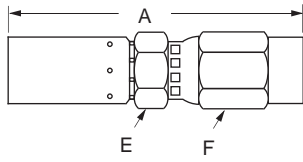


Hose I.D.	Pipe Size	Part Number	Thread Size	A	Hose Cut-Off Factor	Hole Dia.	Hex E
1/4	1/8	04U-202	1/8-27	2.20	.75	.16	5/8
1/4	1/4	04U-204	1/4-18	2.43	.94	.16	3/4
3/8	1/4	06U-204	1/4-18	2.46	1.06	.25	3/4
3/8	3/8	06U-206	3/8-18	2.57	1.13	.25	7/8
1/2	1/2	08U-208	1/2-14	2.82	1.38	.36	1-1/8
3/4	3/4	12U-212	3/4-14	3.71	1.56	.61	1-3/8

To determine the correct length of hose, subtract the cut-off factor for each end fitting from the overall length of assembly.

^a Swivel nuts are universal – both SAE 37° and 45° connections.

Female Pipe Swivel



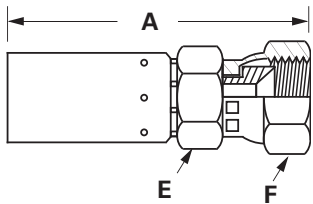
Hose I.D.	Pipe Size	Part Number	Thread Size	A	Hose Cut-Off Factor	Hole Dia.	Hex E	Hex F
1/4	1/4	04U-254	1/4-18	3.52	2.06	.20	5/8	13/16
3/8	3/8	06U-256	3/8-18	3.61	2.19	.32	11/16	7/8
1/2	1/2	08U-258	1/2-14	3.85	2.38	.43	13/16	1-1/8
3/4	3/4	12U-262	3/4-14	4.81	2.63	.61	1	1-3/8
1	1	16U-266	1-11-1/2	5.26	3.06	.80	1-1/4	1-5/8

Note:

Swivel for installation purposes only.
(Not for temperatures above 212°F.)

JIC 37° Female Swivel

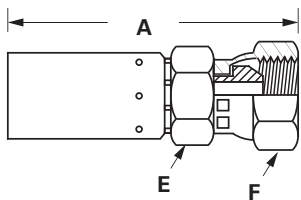
(Exceptions Noted)



Hose I.D.	Pipe Size	Part Number	Thread Size	A	Hose Cut-Off Factor	Hole Dia.	Hex E	Hex F
1/4	1/4	04U-604 ^a	7/16-20	2.61	1.13	.16	9/16	9/16
1/4	5/16	04U-605 ^a	1/2-20	2.67	1.18	.16	9/16	5/8
1/4	3/8	04U-606	9/16-18	2.72	1.25	.16	9/16	11/16
3/8	1/4	06U-604 ^a	7/16-20	2.66	1.25	.16	11/16	9/16
3/8	3/8	06U-606	9/16-18	2.77	1.31	.25	11/16	11/16
3/8	1/2	06U-608 ^a	3/4-16	2.86	1.44	.25	11/16	7/8
3/8	5/8	06U-610 ^a	7/8-14	3.00	1.56	.25	7/8	1
3/8	3/4	06U-612	1-1/16-12	3.15	1.69	.25	1	1-1/4
1/2	3/8	08U-606	9/16-18	2.68	1.25	.30	13/16	11/16
1/2	1/2	08U-608 ^a	3/4-16	2.79	1.38	.36	13/16	7/8
1/2	5/8	08U-610 ^a	7/8-14	3.00	1.56	.36	13/16	1
1/2	3/4	08U-612	1-1/16-12	3.12	1.44	.36	1	1-1/4
1/2	1	08U-616	1-5/16-12	3.17	1.75	.36	1-1/4	1-1/2
5/8	1/2	10U-608 ^a	3/4-16	3.48	1.56	.39	15/16	7/8
5/8	5/8	10U-610 ^a	7/8-14	3.53	1.63	.48	15/16	1
5/8	3/4	10U-612	1-1/16-12	3.64	1.75	.48	1	1-1/4
3/4	5/8	12U-610 ^a	7/8-14	3.75	1.56	.48	1	1
3/4	3/4	12U-612	1-1/16-12	3.86	1.69	.61	1	1-1/4
3/4	7/8	12U-614	1-3/16-12	3.88	1.69	.61	1-1/8	1-3/8
3/4	1	12U-616	1-5/16-12	4.07	1.88	.61	1-1/4	1-1/2
1	3/4	16U-612	1-1/16-12	4.37	2.13	.61	1-1/4	1-1/4
1	7/8	16U-614	1-3/16-12	4.35	2.13	.72	1-1/4	1-3/8
1	1	16U-616	1-5/16-12	4.46	2.25	.81	1-1/4	1-1/2
1	1-1/4	16U-620	1-5/8-12	4.30	2.19	.81	1-5/8	2
1-1/4	1-1/4	20U-620	1-5/8-12	4.90	2.63	1.02	1-11/16	2

^a Swivel nuts are universal – both SAE 37° and 45° connections.

Female Straight Pipe Swivel (NPSM)



Hose I.D.	Pipe Size	Part Number	Thread Size	A	Hose Cut-Off Factor	Hole Dia.	Hex E	Hex F
1/4	1/4	04U-054	1/4-18	2.55	1.06	.16	1/2	11/16
3/8	3/8	06U-056	3/8-18	2.65	1.19	.27	11/16	7/8
1/2	1/2	08U-058	1/2-14	2.85	1.44	.36	13/16	1
3/4	3/4	12U-062	3/4-14	3.77	1.63	.61	1	1-1/4
1	1	16U-066	1-11-1/2	4.34	2.13	.81	1-1/4	1-1/2
1-1/4	1-1/4	20U-070	1-1/4-11-1/2	4.76	2.44	1.08	1-11/16	1-7/8

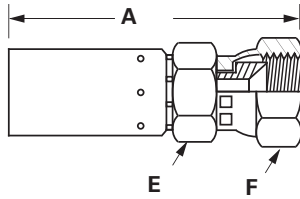
(Connects to male pipe fitting with internal seat.)

Coll-O-Crimp

'U' Series

To determine the correct length of hose, subtract the cut-off factor for each end fitting from the overall length of assembly.

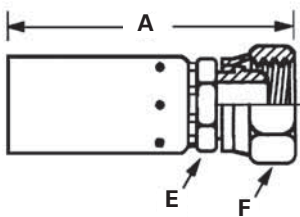
SAE 45° Female Swivel



Hose I.D.	Tube Size	Part Number	Thread Size	A	Hose Cut-Off Factor	Hole Dia.	Hex E	Hex F
3/8	3/8	06U-406	5/8-18	2.68	1.25	.25	11/16	3/4
3/4	3/4	12U-412	1-1/16-14	3.86	1.69	.61	1	1-1/4

Female Swivel DIN Universal Seat

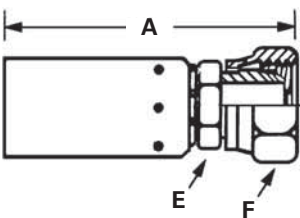
I. Rh. (Light)



Hose I.D.	Tube Size (mm)	Part Number	Thread Size	A	Hose Cut-Off Factor	Hole Dia.	Hex E	Hex F
1/4	6	04U-06C	M12x1.5	2.73	1.25	.16	9/16	11/16
1/4	8	04U-08C	M14x1.5	2.76	1.25	.16	9/16	11/16
1/4	10	04U-10C	M16x1.5	2.82	1.38	.16	9/16	3/4
3/8	10	06U-10C	M16x1.5	2.78	1.38	.25	11/16	3/4
3/8	12	06U-12C	M18x1.5	2.93	1.50	.25	11/16	7/8
1/2	15	08U-15C	M22x1.5	2.98	1.56	.36	13/16	1-1/16
5/8	18	10U-18C	M26x1.5	3.61	1.69	.48	15/16	1-1/4
3/4	22	12U-22C	M30x2.0	4.03	1.88	.61	1-1/8	1-7/16
1	28	16U-28C	M36x2.0	4.47	2.25	.78	1-1/4	1-5/8
1-1/4	35	20U-35C	M45x2.0	4.61	2.25	1.02	1-3/4	2-1/8

Female Swivel DIN 24° Seat

s. Rh. DKO (Heavy)

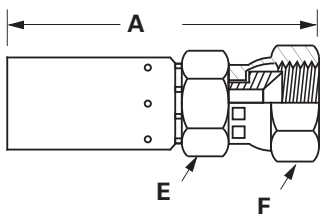


Hose I.D.	Tube Size (mm)	Part Number	Thread Size	A	Hose Cut-Off Factor	Hole Dia.	Hex E	Hex F
1/4	8	04U-58C	M16x1.5	2.88	1.40	.16	9/16	3/4
1/4	10	04U-60C	M18x1.5	2.78	1.31	.16	5/8	7/8
1/4	12	04U-62C	M20x1.5	2.67	1.19	.16	3/4	1
3/8	10	06U-60C	M18x1.5	2.78	1.38	.22	3/4	7/8
3/8	12	06U-62C	M20x1.5	2.87	1.44	.25	3/4	1
3/8	14	06U-64C	M22x1.5	2.92	1.50	.25	3/4	1-1/16
1/2	16	08U-66C	M24x1.5	3.06	1.63	.36	7/8	1-1/8
5/8	20	10U-70C	M30x2.0	3.46	1.69	.48	1-1/8	1-7/16
3/4	20	12U-70C	M30x2.0	3.91	1.75	.48	1-1/8	1-7/16
3/4	25	12U-75C	M36x2.0	4.24	2.06	.61	1-1/4	1-5/8
1	30	16U-80C	M42x2.0	4.34	2.13	.81	1-5/8	2
1-1/4	38	20U-88C*	M52x2.0	4.80	2.50	1.02	2	2-3/8

*20U-88C for use with H42520 only. Crimp on Super I, COC II or COC II Plus only. Contact Eaton for crimping instructions. (Includes o-ring.)

Female Swivel 30° Flare

(Komatsu, Linkbelt)

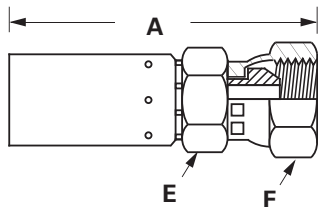


Hose I.D.	Part Number	Thread Size	A	Cut-Off Factor	Hole Dia.	Hex E	Hex F
1/4	04U-14K	M14x1.5	2.89	1.19	.18	9/16	3/4
3/8	06U-18K	M18x1.5	2.86	1.44	.31	11/16	7/8
1/2	08U-22K	M22x1.5	2.99	1.56	.39	13/16	1
5/8	10U-24K	M24x1.5	3.64	1.69	.50	1	1-1/4
3/4	12U-30K	M30x1.5	3.86	1.69	.61	1-1/8	1-3/8
1	16U-33K	M33x1.5	4.53	2.31	.81	1-1/4	1-5/8
1-1/4	20U-36K	M36x1.5	5.24	2.94	.92	1-5/8	1-3/4



Hose Ends - Crimp

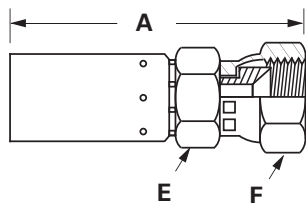
British Standard (BSPP) 60° Cone Female Pipe Swivel



Hose I.D.	BSPP Pipe Size	Part Number	Thread Size	A	Hose Cut-Off Factor	Hole Dia.	Hex E	Hex F
1/4	1/4	04U-354	G-1/4-19*	2.75	1.25	.16	9/16	3/4
1/4	3/8	04U-356	G-3/8-19*	2.84	1.38	.16	3/4	7/8
3/8	3/8	06U-356	G-3/8-19*	2.84	1.44	.25	3/4	7/8
3/8	1/2	06U-358	G-1/2-14*	2.97	1.56	.25	7/8	1-1/16
1/2	1/2	08U-358	G-1/2-14*	3.05	1.63	.36	13/16	1-1/16
1/2	5/8	08U-360	G-5/8-14*	2.96	1.56	.36	13/16	1-3/16
5/8	5/8	10U-360	G-5/8-14*	3.71	1.75	.48	15/16	1-3/16
3/4	3/4	12U-362	G-3/4-14*	3.87	1.75	.61	1	1-1/4
1	1	16U-366	G-1-11*	4.47	2.25	.81	1-1/4	1-1/2
1-1/4	1-1/4	20U-370	G-1-1/4-11*	4.81	2.50	1.02	1-5/8	1-7/8

*G as part of thread size is ISO designation for parallel thread.

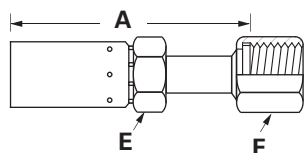
Female JIS 30° Flare Parallel Pipe Swivel



Hose I.D.	Tube Size	Part Number	Thread Size	A	Hose Cut-Off Factor	Hole Dia.	Hex E	Hex F
1/4	1/4	04U-04L	G-1/4-19	2.73	1.25	.16	9/16	3/4
3/8	3/8	06U-06L	G-3/8-19	2.84	1.38	.25	11/16	7/8
1/2	1/2	08U-08L	G-1/2-14	3.02	1.56	.36	13/16	1-1/16
5/8	3/4	10U-12L	G-3/4-14	3.52	1.56	.48	1	1-5/16
3/4	3/4	12U-12L	G-3/4-14	3.85	1.75	.61	1	1-1/4
1	1	16U-16L	G-1-11	4.13	1.94	.81	1-1/4	1-1/2

*G As Part of Thread Size is ISO Designation for Parallel Thread.

Female FOR-SEAL® Swivel Straight



Hose I.D.	Tube Size	Part Number	Thread Size	A	Hose Cut-Off Factor	Hole Dia.	Hex E	Hex F
1/4	1/4	04U-S64	9/16-18	2.56	1.08	.16	9/16	11/16
1/4	3/8	04U-S66	11/16-16	2.85	1.37	.26	9/16	13/16
1/4	1/2	04U-S68	13/16-16	3.19	1.75	.36	11/16	15/16
3/8	1/4	06U-S64	9/16-18	2.81	1.38	.16	11/16	5/8
3/8	3/8	06U-S66	11/16-16	2.64	1.21	.26	11/16	13/16
3/8	1/2	06U-S68	13/16-16	2.80	1.37	.28	11/16	15/16
3/8	5/8	06U-S70*	1-14	3.03	1.60	.25	15/16	1-1/8
1/2	3/8	08U-S66	11/16-16	2.75	1.32	.26	13/16	13/16
1/2	1/2	08U-S68	13/16-16	2.80	1.37	.36	13/16	15/16
1/2	5/8	08U-S70	1-14	3.30	1.87	.46	13/16	1-1/8
1/2	3/4	08U-S72	1-3/16-12	3.38	1.94	.36	1	1-3/8
5/8	5/8	10U-S70	1-14	3.53	1.60	.48	15/16	1-1/8
5/8	3/4	10U-S72	1-3/16-12	3.84	1.94	.55	1	1-3/8
3/4	5/8	12U-S70	1-14	3.85	1.70	.46	1	1-1/8
3/4	3/4	12U-S72	1-3/16-12	3.95	1.80	.61	1-1/8	1-3/8
3/4	1	12U-S76	1-7/16-12	4.78	2.81	.61	1-1/4	1-5/8
1	3/4	16U-S72	1-3/16-12	4.36	2.16	.55	1-1/4	1-3/8
1	1	16U-S76	1-7/16-12	4.24	2.04	.78	1-1/4	1-5/8
1	1-1/4	16U-S80	1-11/16-12	4.20	2.00	.81	1-1/2	1-7/8
1-1/4	1-1/4	20U-S80	1-11/16-12	4.54	2.25	1.04	1-5/8	1-7/8

* Crimp nut design

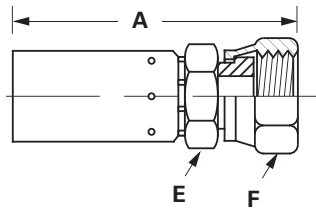
Coll-O-Crimp

'U' Series

To determine the correct length of hose, subtract the cut-off factor for each end fitting from the overall length of assembly..

BSPP Flat Face Female Swivel

(HIAB Cranes-Swedish)

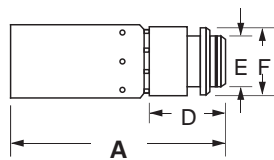


Hose I.D.	Tube Size	Part Number	Thread Size	A	Hose Cut-Off Factor	Hole Dia.	Hex E	Hex F
3/8	3/8	06U-06P	G-3/8-19*	2.90	1.50	.25	11/16	7/8
3/8	1/2	06U-08P	G-1/2-14*	2.96	1.50	.25	3/4	1-1/16
1/2	1/2	08U-08P	G-1/2-14*	3.02	1.56	.36	13/16	1-1/16
1/2	3/4	08U-12P	G-3/4-14*	3.06	1.63	.36	1	1-1/4
3/4	3/4	12U-12P	G-3/4-14*	3.92	1.75	.61	1	1-1/4

*G as part of thread size is ISO designation for parallel thread.

READY-LOK Male Connector

(For Deep Mining Markets)

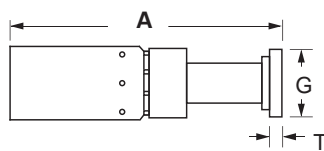


Hose I.D.	Connect. Size	Part Number	A	Hose Cut-Off Factor	Hole Dia.	Length D	Dia. E	Dia. F
1/4	1/4	04U-04S	2.82	1.31	.16	1.13	.39	.59
3/8	3/8	06U-06S	2.84	1.31	.26	1.13	.54	.78
1/2	1/2	08U-08S	2.82	1.31	.36	1.13	.70	.94
3/4	3/4	12U-12S	3.64	1.50	.61	1.13	.94	1.14
1	1	16U-16S	3.94	1.75	.81	1.34	1.22	1.53
1-1/4	1-1/4	20U-20S	4.06	1.75	1.02	1.34	1.49	1.80

(O-ring and backup ring included.)

Split Flange Straight

(SAE Code 61)

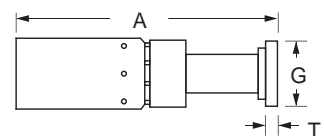


Hose I.D.	Nominal Tube Size	Part Number	Replacement O-Ring (Not Included)	A	Hose Cut-Off Factor	Hole Dia.	Dia. G	T
1/2	1/2	08U-G08	8x252	3.94	2.50	.33	1.19 (30mm)	.265
3/4	3/4	12U-G12	12x252	4.40	2.25	.58	1.50 (38mm)	.265
3/4	1	12U-G16	16x252	4.40	2.25	.58	1.75 (44mm)	.315
1	1	16U-G16	16x252	4.58	2.38	.77	1.75 (44mm)	.315
1	1-1/4	16U-G20	20x252	4.58	2.38	.77	2.00 (51mm)	.315
1-1/4	1-1/4	20U-G20	20x252	5.04	2.75	1.02	2.00 (51mm)	.315
1-1/4	1-1/2	20U-G24	24x252	5.12	2.81	1.02	2.38 (60mm)	.315

(See page L-90 for Code 61 Split Flange Kits.)

Split Flange Straight — Metric

(Komatsu, Linkbelt, etc.)



Hose I.D.	Nominal Tube Size	Part Number	Replacement O-Ring (Not Included)	A	Hose Cut-Off Factor	Hole Dia.	Dia. G	T
5/8	16mm (5/8")	10U-G09	10x252	4.18	2.25	.46	34mm (1.325")	.265

J

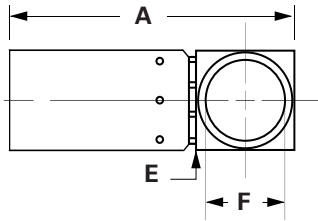
Hose Ends - Crimp

Coll-O-Crimp

'U' Series

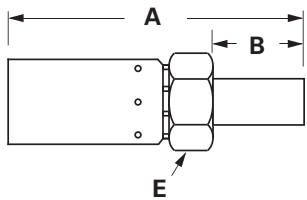
To determine the correct length of hose, subtract the cut-off factor for each end fitting from the overall length of assembly.

Banjo (Ford Tractor)



Hose I.D.	Part Number	A	Hose Cut-Off Factor	Hole Dia.	Hex E
3/8	06U-L06	2.56	.69	.62	7/8

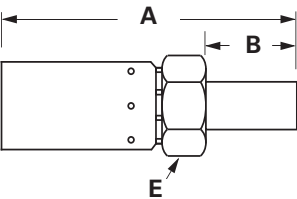
Metric Standpipe Straight Tube



Hose I.D.	Tube O.D. (mm)	Part Number	A	B	Hose Cut-Off Factor	Hole Dia.	Hex E
1/4	8	04U-38T	3.06	1.00	1.56	.15	5/8
1/4	10	04U-40T	3.10	1.04	1.63	.15	5/8
3/8	10	06U-40T	3.10	1.04	1.63	.24	13/16
3/8	12	06U-42T	3.10	1.04	1.63	.24	13/16
3/8	14	06U-44T	3.28	1.22	1.81	.24	13/16
1/2	15	08U-45T	3.12	1.00	1.69	.35	7/8
1/2	16	08U-46T	3.34	1.22	1.91	.35	7/8
5/8	18	10U-48T	3.64	1.06	1.75	.48	1-15/16
5/8	20	10U-50T	4.00	1.42	2.06	.48	1-15/16
3/4	22	12U-52T	4.13	1.19	1.88	.61	1
3/4	25	12U-55T	4.53	1.59	2.25	.61	1
1	28	16U-58T	4.43	1.25	2.25	.81	1-1/2
1	30	16U-60T	4.89	1.71	2.69	.81	1-1/2

(See page L-66 for Metric Nuts and Sleeves.)

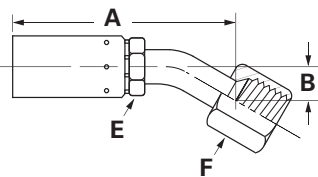
Standpipe Straight Tube



Hose I.D.	Tube O.D.	Part Number	A	B	Hose Cut-Off Factor	Hole Dia.	Hex E
1/4	1/4	04U-T04	3.16	1.10	1.69	.15	9/16
3/8	3/8	06U-T06	3.36	1.30	1.94	.25	11/16
1/2	1/2	08U-T08	3.70	1.58	2.25	.33	3/4
5/8	5/8	10U-T10	3.92	1.34	2.00	.46	15/16
3/4	3/4	12U-T12	4.11	1.17	1.94	.58	1
1	1	16U-T16	4.48	1.30	2.31	.76	1-1/4

(See pages L-80 for Ermeto nuts and sleeves.)

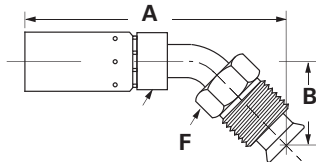
SAE 37° Female Swivel 30° Tube Elbow



Hose I.D.	Tube Size	Part Number	Thread Size	A	B	Hose Cut-Off Factor	Hex E	Hex F
5/8	3/4	10U-L22	1-1/16-12	4.50	.46	2.56	15/16	1-1/4

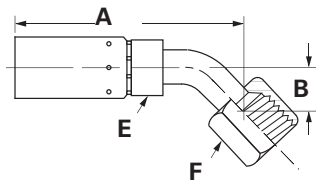
J Hose Ends - Crimp

Inverted Male Swivel 45° Tube Elbow



Hose I.D.	Tube Size	Part Number	Thread Size	A	B	Hose Cut-Off Factor	Hole Dia.	Hex F
1/4	3/16	04U-B43	3/8-24	3.48	.69	2.00	.12	3/8
1/4	1/4	04U-B44	7/16-24	3.61	.93	2.13	.15	7/16
1/4	5/16	04U-B45	1/2-20	3.98	1.14	2.50	.21	1/2
3/8	1/4	06U-B44	7/16-24	3.59	.93	2.19	.15	7/16
3/8	5/16	06U-B45	1/2-20	4.02	1.14	2.56	.21	1/2
3/8	3/8	06U-B46	5/8-18	4.05	1.34	2.63	.24	5/8
3/8	7/16	06U-B47	11/16-18	4.05	1.34	2.63	.24	11/16
1/2	1/2	08U-B48	3/4-18	4.85	1.58	3.44	.33	3/4

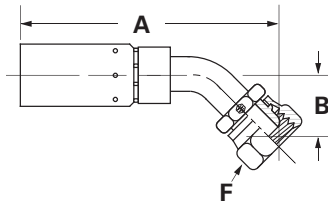
SAE 45° Female Swivel 45° Tube Elbow



Hose I.D.	Tube Size	Part Number	Thread Size	A	B	Hose Cut-Off Factor	Hole Dia.	Hex Dia. F	Hex F
3/8	3/8	06U-486	5/8-18	3.18	.39	1.75	.21	11/16	3/4

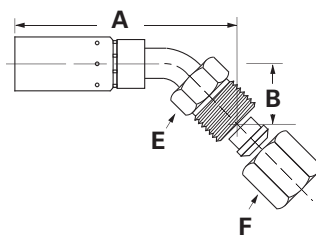
Female Swivel DIN Universal Seat 45° Tube Elbow

I. Rh. (Light)



Hose I.D.	Tube Size	Part Number	Thread Size	A	B	Hose Cut-Off Factor	Hole Dia.	Hex F
1/4	8	04U-08D	M14x1.5	3.08	.73	1.63	.16	11/16
1/4	10	04U-10D	M16x1.5	3.21	.79	1.75	.16	3/4
3/8	10	06U-10D	M16x1.5	3.90	.96	2.47	.25	3/4
3/8	12	06U-12D	M18x1.5	3.93	.96	2.50	.25	7/8
1/2	15	08U-15D	M22x1.5	3.48	.91	2.06	.36	1-1/16
5/8	18	10U-18D	M26x1.5	4.40	1.08	2.50	.48	1-5/16
3/4	22	12U-22D	M30x2.0	4.62	1.19	2.44	.61	1-7/16
1	28	16U-28D	M36x2.0	5.52	1.59	3.32	.81	1-5/8

Flareless 45° Tube Elbow 7000 Ermeto Series



Hose I.D.	Tube Size	Part Number	Thread Size	A	B	Hose Cut-Off Factor	Hole Dia.	Hex Dia. F	Hex F
3/8	3/8	06U-956	9/16-18	4.08	.88	2.65	.28	11/16	11/16

(For replacement nuts and sleeves see pages L-80.)

J

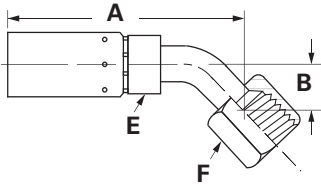
Hose Ends - Crimp

To determine the correct length of hose, subtract the cut-off factor for each end fitting from the overall length of assembly.

^a Swivel nuts are universal – both SAE 37° and 45° connections.

JIC 37° Female Swivel 45° Tube Elbow

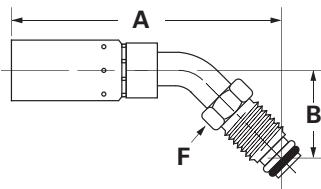
(Exceptions Noted)



Hose I.D.	Tube Size	Part Number	Thread Size	A	B	Hose Cut-Off Factor	Hole Dia.	Hex Dia. E	Hex F
1/4	1/4	04U-684 ^a	7/16-20	2.98	.33	1.50	.15	9/16	9/16
1/4	5/16	04U-685 ^a	1/2-20	3.14	.36	1.69	.21	9/16	5/8
3/8	1/4	06U-684 ^a	7/16-20	3.08	.33	1.69	.15	11/16	9/16
3/8	3/8	06U-686	9/16-18	3.17	.39	1.75	.25	11/16	11/16
3/8	1/2	06U-688 ^a	3/4-16	3.51	.55	2.08	.25	3/4	7/8
1/2	1/2	08U-688 ^a	3/4-16	3.51	.55	2.08	.35	13/16	7/8
1/2	5/8	08U-690 ^a	7/8-14	3.76	.63	2.31	.36	13/16	1
5/8	5/8	10U-690 ^a	7/8-14	4.22	.63	2.22	.48	15/16	1
5/8	3/4	10U-692	1-1/16-12	4.37	.78	2.44	.48	15/16	1-1/4
3/4	3/4	12U-692	1-1/16-12	4.79	.78	2.64	.59	1	1-1/4
3/4	1	12U-696	1-5/16-12	5.18	1.10	3.00	.61	1-1/4	1-1/2
1	1	16U-696	1-5/16-12	5.28	1.10	3.06	.76	1-1/4	1-1/2

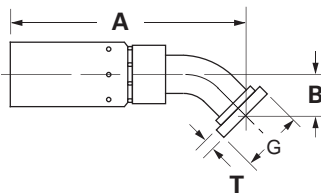
^a Swivel nuts are universal – both SAE 37° and 45° connections.

Male Swivel 45° Tube Elbow O-Ring Port



Hose I.D.	Tube O.D.	Part Number	O-Ring	Thread Size	A	B	Hose Cut-Off Factor	Hole Dia.	Hex F
1/2	5/8	08U-L50	7629x7	7/8-14	4.75	1.84	3.38	.36	7/8

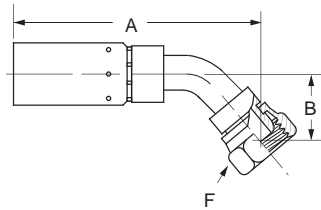
Split Flange 45° Tube Elbow (SAE Code 61)



Hose I.D.	Nominal Flang Size	Part Number	Replacement O-Ring (Not Included)	A	B	Hose Cut-Off Factor	Hole Dia.	Dia. G	T Nominal
1/2	1/2	08U-G41	8x252	3.68	.78	2.25	.41	1.19 (30mm)	.265
3/4	3/4	12U-G42	12x252	5.00	1.00	2.88	.58	1.50 (38mm)	.265
3/4	1	12U-G46	16x252	5.00	1.00	2.88	.58	1.75 (44mm)	.315
1	1	16U-G46	16x252	4.82	.89	2.62	.77	1.75 (44mm)	.315
1	1-1/4	16U-G50	20x252	5.00	1.06	2.80	.77	2.00 (51mm)	.315
1-1/4	1-1/4	20U-G50	20x252	5.22	1.09	2.90	1.02	2.00 (51mm)	.315

(See page L-90 for Code 61 Split Flange Kits.)

British Standard 60° Cone (BSPP) Female Swivel 45° Tube Elbow

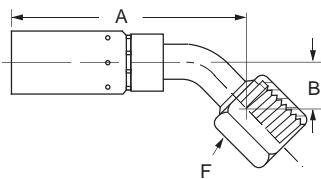


Hose I.D.	BSPP Pipe Size	Part Number	Thread Size	A	B	Hose Cut-Off Factor	Hole Dia.	Hex F
1/4	1/4	04U-44P	G-1/4-19*	3.69	.91	2.25	.15	3/4
3/8	3/8	06U-46P	G-3/8-19*	3.85	.90	2.44	.25	7/8
1/2	1/2	08U-48P	G-1/2-14*	3.88	.87	2.44	.33	1-1/16
5/8	5/8	10U-50P	G-5/8-14*	4.38	.98	2.44	.46	1-3/16
3/4	3/4	12U-52P	G-3/4-14*	5.53	1.31	3.38	.61	1-1/4
1	1	16U-56P	G-1-11*	5.39	1.46	3.19	.76	1-1/2
1-1/4	1-1/4	20U-60P**	G-1 1/4-11*	5.89	1.76	3.57	1.02	1-7/8

*G as part of thread size is ISO designation for parallel thread.

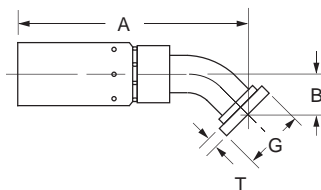
**Part number will crimp in COC ET4000, T-410-1, T-420-1, and T-440-1 presses only.

Female FOR-SEAL® Swivel 45° Tube Elbow



Hose I.D.	Tube Size	Part Number	Thread Size	A	B	Hose Cut-Off Factor	Hole Dia.	Hex F
1/4	1/4	04U-L64	9/16-18	3.14	.41	1.68	.16	11/16
1/4	3/8	04U-L66	11/16-16	3.24	.43	1.75	.16	13/16
3/8	3/8	06U-L66	11/16-16	3.26	.43	1.81	.26	13/16
3/8	1/2	06U-L68	13/16-16	3.58	.60	2.15	.26	15/16
1/2	3/8	08U-L66	11/16-16	3.32	.43	1.88	.26	13/16
1/2	1/2	08U-L68	13/16-16	3.56	.60	2.13	.36	15/16
1/2	5/8	08U-L70	1-14	3.67	.65	2.25	.36	1-1/8
5/8	5/8	10U-L70	1-14	4.13	.65	2.19	.46	1-1/8
5/8	3/4	10U-L72	1-3/16-12	4.53	.84	2.63	.48	1-3/8
3/4	5/8	12U-L70	1-14	4.49	.65	2.31	.46	1-1/8
3/4	3/4	12U-L72	1-3/16-12	4.96	.84	2.81	.59	1-3/8
3/4	1	12U-L76	1-7/16-12	5.29	.94	3.13	.76	1-5/8
1	3/4	16U-L72	1-3/16-12	4.99	.83	2.79	.56	1-3/8
1	1	16U-L76	1-7/16-12	5.29	.95	3.06	.76	1-5/8
1	1-1/4	16U-L80	1-11/16-12	5.00	1.07	2.79	.81	1-7/8
1-1/4	1-1/4	20U-L80	1-11/16-12	5.15	1.05	2.85	1.01	1-7/8

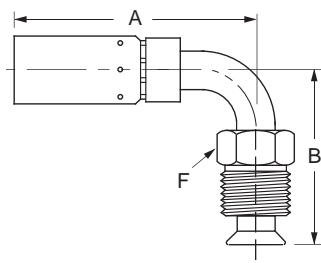
Split Flange 45° Tube Elbow - Metric (Komatsu, Linkbelt, etc.)



Hose I.D.	Nominal Flange Size	Part Number	Replacement O-Ring (Not Included)	A	B	Hose Cut-Off Factor	Hole Dia.	Dia. G	T Nominal
5/8	16mm (5/8)	10U-G69	10x252	4.21	.94	2.25	.46	34mm(1.335)	.265

(See page L-90 for Code 61 Split Flange Kits.)

Inverted Male Swivel 90° Tube Elbow



Hose I.D.	Tube Size	Part Number	Thread Size	A	B	Hose Cut-Off Factor	Hole Dia.	Hex F
1/4	3/16	04U-B63	3/8-24	2.85	1.06	1.38	.12	3/8
1/4	1/4	04U-B64	7/16-24	2.89	1.36	1.38	.15	7/16
1/4	5/16	04U-B65	1/2-20	3.08	1.61	1.63	.21	1/2
3/8	1/4	06U-B64	7/16-24	2.89	1.36	1.44	.15	7/16
3/8	5/16	06U-B65	1/2-20	3.08	1.61	1.50	.21	1/2
3/8	3/8	06U-B66	5/8-18	3.40	1.97	1.88	.24	5/8
3/8	7/16	06U-B67	11/16-18	3.40	1.97	2.00	.24	11/16
1/2	1/2	08U-B68	3/4-18	3.50	2.32	2.06	.35	3/4

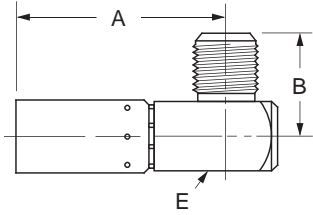
Coll-O-Crimp

'U' Series

To determine the correct length of hose, subtract the cut-off factor for each end fitting from the overall length of assembly.

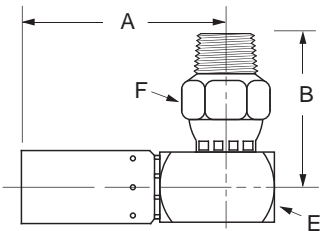
^a Swivel nuts are universal – both SAE 37° and 45° connections.

SAE 37° Male Rigid 90° Elbow



Hose I.D.	Tube Size	Part Number	Thread Size	A	B	Hose Cut-Off Factor	Hole Dia.	Square E
3/8	5/8	06U-X60	7/8-14	2.50	1.10	1.06	.36	11/16
1/2	5/8	08U-X60	7/8-14	2.75	1.13	1.31	.36	3/4
3/4	5/8	12U-X60	7/8-14	4.15	1.32	2.00	.48	1-1/8

Male Pipe Swivel 90° Elbow



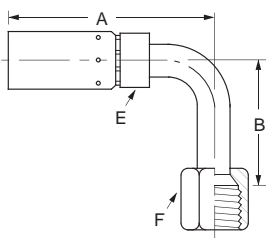
Hose I.D.	Pipe Size	Part Number	Thread Size	A	B	Hose Cut-Off Factor	Hole Dia.	Sqaure E	Hex F
1/4	1/4	04U-M04	1/4-18	2.43	1.79	1.00	.15	11/16	13/16
3/8	1/4	06U-M04	1/4-18	2.50	1.83	1.06	.24	11/16	13/16
3/8	3/8	06U-M06	3/8-18	2.50	1.84	1.06	.24	11/16	7/8
3/8	1/2	06U-M08	1/2-14	2.50	1.97	1.07	.24	11/16	7/8
1/2	1/2	08U-M08	1/2-14	2.75	1.96	1.31	.35	3/4	7/8
3/4	3/4	12U-M12	3/4-14	4.15	2.46	2.00	.61	1-1/8	1-1/4

Note:

Swivel for installation purposes only. (Not for temperatures above 212°F.)

JIC 37° Female Swivel Long Drop 90° Tube Elbow

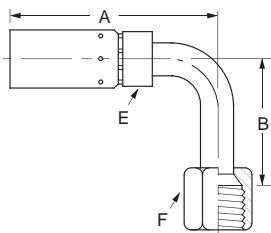
(Exceptions Noted)



Hose I.D.	Tube Size	Part Number	Thread Size	A	B	Hose Cut-Off Factor	Hole Dia.	Hex F
1/4	1/4	04U-644 ^a	7/16-20	2.95	1.80	1.50	.15	9/16
3/8	1/4	06U-644 ^a	7/16-20	2.89	1.80	1.44	.15	9/16
3/8	3/8	06U-646	9/16-18	3.18	2.18	1.75	.24	11/16
3/8	1/2	06U-648 ^a	3/4-16	3.35	2.43	1.92	.24	7/8
1/2	1/2	08U-648 ^a	3/4-16	3.33	2.43	1.88	.35	7/8
1/2	5/8	08U-650 ^a	7/8-14	3.45	2.57	2.00	.36	1
5/8	5/8	10U-650 ^a	7/8-14	3.91	2.57	1.98	.48	1
3/4	3/4	12U-652	1-1/16-12	4.81	3.73	2.63	.58	1-1/4
1	1	16U-656L33	1-5/16-12	5.18	3.37	3.00	.76	1-1/2

^a Swivel nuts are universal – both SAE 37° and 45° connections.

SAE 45° Female Swivel Long Drop 90° Tube Elbow



Hose I.D.	Tube Size	Part Number	Thread Size	A	B	Hose Cut-Off Factor	Hole Dia.	Hex F
3/8	3/8	06U-446	5/8-18	3.19	2.18	1.75	.24	3/4

J Hose Ends - Crimp

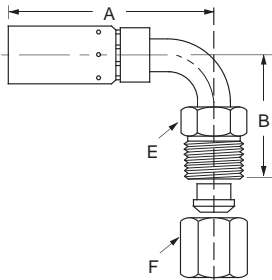
Coll-O-Crimp

'U' Series

To determine the correct length of hose, subtract the cut-off factor for each end fitting from the overall length of assembly.

^a Swivel nuts are universal – both SAE 37° and 45° connections.

Flareless 90° Tube 7000 Ermeto Series

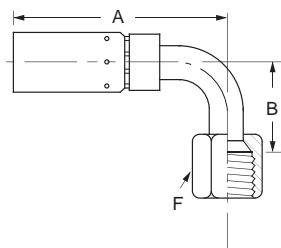


Hose I.D.	Tube Size	Part Number	Thread Size	A	B	Hose Cut-Off Factor	Hole Dia.	Hex E	Hex F
3/8	3/8	06U-976	9/16-18	3.14	1.54	1.69	.28	5/8	11/16

(For replacement nuts and sleeves, see pages L-80.)

JIC 37° Female Swivel 90° Tube Elbow

(Exceptions Noted, Refer to Footnotes)

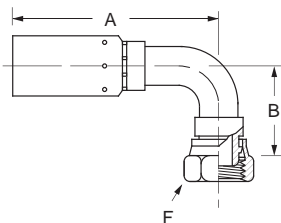


Hose I.D.	Tube Size	Part Number	Thread Size	A	B	Hose Cut-Off Factor	Hole Dia.	Hex F
1/4	1/4	04U-664 ^a	7/16-20	2.90	.68	1.44	.15	9/16
1/4	5/16	04U-665 ^a	1/2-20	3.09	.77	1.63	.21	5/8
1/4	3/8	04U-666	9/16-18	3.16	.85	1.63	.25	11/16
3/8	1/4	06U-664 ^a	7/16-20	2.85	.68	1.44	.15	9/16
3/8	3/8	06U-666	9/16-18	3.20	.85	1.75	.25	11/16
3/8	1/2	06U-668 ^a	3/4-16	3.27	1.09	1.75	.33	7/8
1/2	1/2	08U-668 ^a	3/4-16	3.33	1.09	1.88	.33	7/8
1/2	5/8	08U-670 ^a	7/8-14	3.92	1.23	2.50	.36	1
5/8	5/8	10U-670 ^a	7/8-14	4.36	1.23	2.44	.46	1
5/8	3/4	10U-672	1-1/16-12	4.96	1.82	3.00	.48	1-1/4
3/4	5/8	12U-670 ^a	7/8-14	4.29	1.23	2.14	.46	1
3/4	3/4	12U-672	1-1/16-12	4.76	1.82	2.63	.58	1-1/4
1	1	16U-676	1-5/16-12	5.03	2.14	2.81	.76	1-1/2
1	1-1/4	16U-677	1-5/8-12	5.06	3.31	2.86	.76	2
1-1/4	1-1/4	20U-677 [#]	1-5/8-12	5.29	3.34	2.99	1.01	2

^a Swivel nuts are universal – both SAE 37° and 45° connections.

Female Swivel Universal Seat DIN 90° Tube Elbow

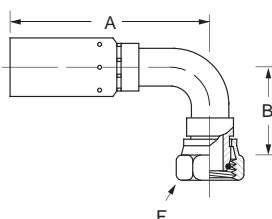
l. Rh. (Light)



Hose I.D.	Tube Size (mm)	Part Number	Thread Size	A	B	Hose Cut-Off Factor	Hole Dia.	Hex F
1/4	8	04U-58D	M14x1.5	2.99	1.48	1.50	.16	11/16
1/4	10	04U-60D	M16x1.5	3.31	1.65	1.81	.16	3/4
3/8	10	06U-60D	M16x1.5	3.29	1.65	1.88	.25	3/4
3/8	12	06U-62D	M18x1.5	3.31	1.65	1.88	.25	7/8
1/2	15	08U-65D	M22x1.5	3.73	1.93	2.31	.36	1-1/16
5/8	18	10U-68D	M26x1.5	4.42	2.28	2.50	.48	1-1/4
3/4	22	12U-72D	M30x2.0	4.97	2.59	2.81	.61	1-7/16
1	28	16U-78D	M36x2.0	4.95	3.27	2.75	.81	1-5/8
1-1/4	35	20U-85D	M45x2.0	5.29	3.51	2.99	1.02	2-3/16

Female 24° Swivel DIN 90° Tube Elbow

s. Rh. DKO (Heavy)



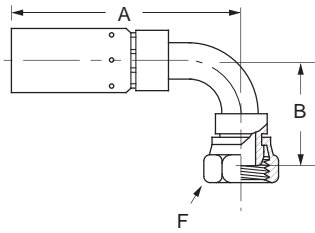
Hose I.D.	Tube Size (mm)	Part Number	Thread Size	A	B	Hose Cut-Off Factor	Hole Dia.	Hex F
3/8	12	06U-62E	M20x1.5	3.25	1.53	1.82	.25	1
3/8	14	06U-64E	M22x1.5	3.61	1.63	2.19	.25	1-1/16
1/2	16	08U-66E	M24x1.5	3.69	1.95	2.25	.33	1-1/8
5/8	20	10U-70E	M30x2.0	4.46	2.47	2.50	.48	1-7/16
3/4	25	12U-75E**	M36x2.0	5.27	2.90	3.13	.61	1-5/8
1	30	16U-80E**	M42x2.0	5.19	2.79	3.00	.77	2

**Part number will crimp in COC T-410, T-420, T-440, ET1000, and ET4000 presses only. (Includes o-ring)

J

Hose Ends - Crimp

British Standard (BSPP) 60° Cone Female Pipe Swivel 90° Tube Elbow

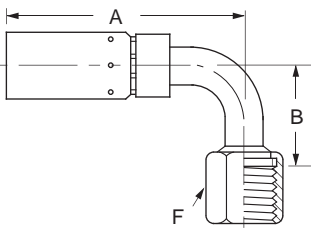


Hose I.D.	BSPP Pipe Size	Part Number	Thread Size	A	B	Hose Cut-Off Factor	Hole Dia.	Hex F
1/4	1/4	04U-74P	G-1/4-19*	2.99	1.50	1.50	.16	3/4
3/8	3/8	06U-76P	G-3/8-19*	3.26	1.60	1.83	.25	7/8
3/8	1/2	06U-78P	G-1/2-14*	3.06	1.67	1.63	.25	1-1/16
1/2	1/2	08U-78P	G-1/2-14*	3.96	1.89	2.56	.36	1-1/16
1/2	5/8	08U-80P	G-5/8-14*	3.55	1.44	2.13	.36	1-1/4
5/8	5/8	10U-80P	G-5/8-14*	4.15	1.83	2.25	.49	1-3/16
3/4	3/4	12U-82P	G-3/4-14*	5.02	2.49	2.88	.58	1-1/4
1	1	16U-86P**	G-1-11*	4.95	3.09	2.75	.77	1-1/2
1-1/4	1-1/4	20U-90P**	G-1-1/4-11*	5.37	3.57	2.99	1.51	1-7/8

*G as part of thread size is ISO designation for parallel thread.

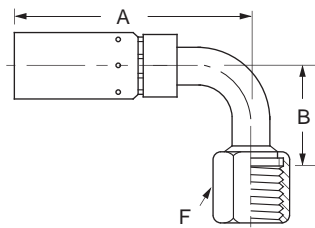
**Part number will crimp in C-O-C ET4000, T-410, T-420, and T-440 presses only.

Female FOR-SEAL Swivel Short Drop 90° Elbow



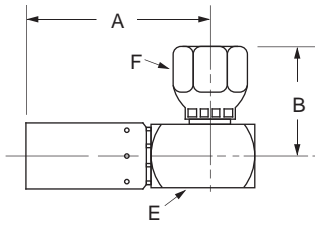
Hose I.D.	Tube Size	Part Number	Thread Size	A	B	Hose Cut-Off Factor	Hole Dia.	Hex F
1/4	1/4	04U-A24	9/16-18	3.00	.81	1.50	.16	11/16
1/4	3/8	04U-A26	11/16-16	3.13	.90	1.75	.16	13/16
3/8	1/4	06U-A24	9/16-18	3.00	.81	1.56	.16	11/16
3/8	3/8	06U-A26	11/16-16	3.13	.90	1.81	.26	13/16
3/8	1/2	06U-A28	13/16-16	3.33	1.15	1.88	.26	15/16
1/2	3/8	08U-A26	11/16-16	3.13	.90	1.75	.26	13/16
1/2	1/2	08U-A28	13/16-16	3.34	1.15	1.91	.36	15/16
1/2	5/8	08U-A30	1-14	3.46	1.27	2.03	.36	1-1/8
1/2	3/4	08U-A32	1-3/16-12	3.98	1.88	2.56	.36	1-3/8
5/8	5/8	10U-A30	1-14	3.92	1.27	2.00	.46	1-1/8
5/8	3/4	10U-A32	1-3/16-12	4.37	1.88	2.44	.46	1-3/8
3/4	5/8	12U-A30	1-14	4.26	1.27	2.13	.46	1-1/8
3/4	3/4	12U-A32	1-3/16-12	4.86	1.88	2.69	.59	1-3/8
3/4	1	12U-A36	1-7/16-12	5.14	2.21	2.98	.61	1-5/8
1	1	16U-A36	1-7/16-12	5.23	2.21	3.00	.76	1-5/8
1	1-1/4	16U-A40	1-11/16-12	5.06	2.59	2.86	.81	1-7/8
1-1/4	1-1/4	20U-A40	1-11/16-12	5.29	2.50	2.99	1.02	1-7/8
1-1/4	1-1/2	20U-A44	2-12	5.29	2.67	2.99	1.02	2-1/4

Female FOR-SEAL Swivel Medium Drop 90° Tube Elbow



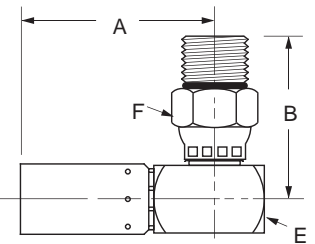
Hose I.D.	Tube Size	Part Number	Thread Size	A	B	Hose Cut-Off Factor	Hole Dia.	Hex F
1/4	1/4	04U-J34	9/16-18	3.07	1.26	1.59	.16	11/16
1/4	3/8	04U-J36	11/16-16	3.13	1.51	1.69	.16	13/16
1/4	1/2	04U-J38	13/16-16	3.37	1.62	1.88	.16	15/16
3/8	3/8	06U-J36	11/16-16	3.20	1.51	1.69	.24	13/16
3/8	1/2	06U-J38	13/16-16	3.36	1.62	1.93	.25	15/16
1/2	3/8	08U-J36	11/16-16	3.20	1.51	1.72	.24	13/16
1/2	1/2	08U-J38	13/16-16	3.37	1.62	1.94	.33	15/16
1/2	3/4	08U-J42	1-3/16-12	4.02	2.28	2.59	.36	1-3/8
5/8	5/8	10U-J40	1-14	4.29	1.85	2.13	.46	1-1/8
3/4	5/8	12U-J40	1-1/4	3.95	1.85	2.00	.46	1-1/8
3/4	3/4	12U-J42	1-3/16-12	4.83	2.28	2.69	.58	1-3/8
1	1	16U-J46	1-7/16-12	5.33	2.78	3.13	.76	1-5/8
1	1-1/4	16U-J50	1-11/16-12	5.11	3.22	3.04	.81	1-7/8
1-1/4	1-1/4	20U-J50	1-11/16-12	5.31	3.09	3.00	1.01	1-7/8

JIC 37° Female Swivel 90° Elbow



Hose I.D.	Tube Size	Part Number	Thread Size	A	B	Hose Cut-Off Factor	Hole Dia.	Sqaure E	Hex F
1/4	1/4	04U-554	7/16-20	2.43	1.06	.95	.16	11/16	9/16
3/8	3/8	06U-556	9/16-18	2.50	1.18	1.06	.25	11/16	11/16
1/2	1/2	08U-558	3/4-16	2.75	1.35	1.31	.36	3/4	7/8
1/2	5/8	08U-560	7/8-14	2.75	1.34	1.31	.36	3/4	1
3/4	5/8	12U-560	7/8-14	4.15	1.54	2.00	.61	1-1/8	1
3/4	3/4	12U-562	1-1/16-12	4.15	1.62	2.00	.61	1-1/8	1-1/4
3/4	7/8	12U-564	1-3/16-12	4.15	1.68	2.00	.61	1-1/8	1-3/8

Male Straight Thread O-Ring Swivel 90° Elbow

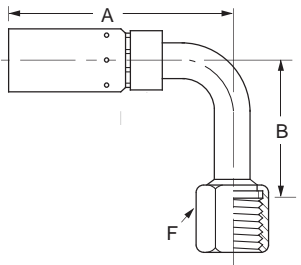


Hose I.D.	Tube Size	Part Number	Thread Size	A	B	Hose Cut-Off Factor	Hole Dia.	Sqaure E	Hex F
1/4	3/8	04U-R66	9/16-18	2.43	1.68	.94	.16	11/16	7/8
3/8	3/8	06U-R66	9/16-18	2.50	1.68	1.06	.25	11/16	7/8
3/8	1/2	06U-R68	3/4-16	2.50	1.64	1.06	.25	11/16	7/8
3/8	5/8	06U-R70	7/8-14	2.50	1.80	1.06	.25	11/16	1
1/2	1/2	08U-R68	3/4-16	2.75	1.64	1.31	.36	3/4	7/8
1/2	5/8	08U-R70	7/8-14	2.75	1.79	1.31	.36	3/4	1-1/8
1/2	3/4	08U-R72	1-1/16-12	2.75	1.89	1.31	.36	3/4	1-1/4
3/4	3/4	12U-R72	1-1/16-12	4.15	2.24	2.00	.61	1-1/8	1-7/16

(Includes o-ring. For replacement o-ring, see page L-64.)

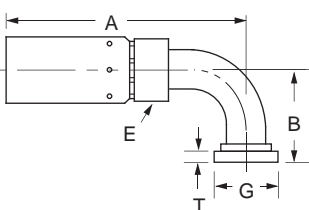
Note: Swivel for installation purposes only. (Not for temperatures above 212°F.)

Female FOR-SEAL Swivel Long Drop 90° Tube Elbow



Hose I.D.	Tube Size (mm)	Part Number	Thread Size	A	B	Hose Cut-Off Factor	Hole Dia.	Hex F
1/4	1/4	04U-A64	9/16-18	3.14	1.80	1.63	.16	11/16
1/4	3/8	04U-A66	11/16-16	3.31	2.13	1.83	.16	13/16
3/8	3/8	06U-A66	11/16-16	3.34	2.13	1.91	.24	13/16
3/8	1/2	06U-A68	13/16-16	3.37	2.51	1.94	.25	15/16
1/2	1/2	08U-A68	13/16-16	3.28	2.51	1.85	.36	15/16
1/2	5/8	08U-A70	1-14	3.49	2.76	2.00	.36	1-1/8
5/8	5/8	10U-A70	1-14	3.95	2.76	2.06	.46	1-1/8
3/4	3/4	12U-A72	1-3/16-12	4.87	3.78	2.72	.59	1-3/8
1	1	16U-A76	1-7/16-12	5.34	4.50	3.13	.76	1-5/8
1-1/4	1-1/4	20U-A80	1-11/16-12	5.31	5.09	3.00	1.01	1-7/8
1-1/4	1-1/2	20U-A84	2-12	5.31	5.54	3.00	1.01	2-1/4

Split Flange 90° Tube Elbow (SAE Code 61)



Hose I.D.	Tube Size	Part Number	Thread Size	A	B	Hose Cut-Off Factor	Hole Dia.	Sqaure E	Hex F
1/2	1/2	08U-G71	8x252	3.63	1.63	2.19	.41	1.19 (30mm)	.265
3/4	3/4	12U-G72	12x252	4.75	2.13	2.63	.58	1.50 (38mm)	.265
3/4	1	12U-G76	16x252	4.78	2.13	2.56	.58	1.75 (44mm)	.315
1	1	16U-G76	16x252	5.43	2.38	3.23	.77	1.75 (44mm)	.315
1	1-1/4	16U-G80	20x252	5.43	2.38	3.23	.77	2.00 (51mm)	.315
1-1/4	1-1/4	20U-G80	20x252	5.35	2.63	3.05	1.02	2.00 (51mm)	.315
1-1/4	1-1/2	20U-G84	24x252	5.37	2.63	3.05	1.02	2.38 (60mm)	.315

(For Split Flange Kits, see pages L-89 thru L-92.)